



WATER
POLO
VICTORIA

Annual Report
2012 -2013

85th Annual General Meeting





WATER POLO VICTORIA

Water Polo Victoria would like to acknowledge our key partners, generous sponsors and noble supporters of our work and our sport.

GRANT PARTNERS



www.vichealth.vic.gov.au



www.dpcd.vic.gov.au/sport



www.vicsport.asn.au

FACILITY PARTNERS



www.msac.com.au



www.oakleighrecreationcentre.com.au



www.sysc.com.au



www.vu.edu.au

PROGRAM PARTNERS



www.withoutlimitshealth.com.au



www.ausport.gov.au/participating/aasc



Helping kids and communities get active

ORGANISATION SPONSORS



www.hydralytesports.com



www.2XU.com.au



www.newbalance.com.au



www.canterburynz.com.au



www.accorpacific.net

STATE & NATIONAL PARTNERS



www.vicwaterpolo.com.au



www.vis.org.au



www.australianwaterpolo.com.au

BOARD 2012 - 2013

PRESIDENT

John Perrott

VICE PRESIDENT

Glen Piper

SECRETARY

Bryan Wee

FINANCE DIRECTOR

Simon Wallace-Smith

DIRECTOR

Jams Paterson

DIRECTOR

Jenny Loughnan

DIRECTOR

Steve Blunt

DIRECTOR

Bevan cox

OFFICE STAFF

Ian Campbell – Executive Officer

April 2012 - Present

Tony Ryan – Administration Officer

July 2007 - Present

Deb Vawdrey – Bookkeeper

October 2012 - Present

Julie Makohon / Justin Miller

Sports Development Officer

August 2008 – April 2013 /

June 2013 – Present

COACHES AND MANAGERS

Victorian Institute of Sport

Women & Men	Coach	Dalibor Maslan
	Asst Coach	Slobodan Macic
	Swim Coach	Scott Gargoura

VWPI Athlete Development Program

Tier 2 Girls	Coach	Greig Richardson
Tier 3 Girls	Coach	Darren Steere
Girls Program	Mentor Coach	
Tier 2 Boys	Coach	AJ Edwards
Tier 3 Boys	Coach	Michael Girdwood
Swims	Coach	Simon Gardner
Goalkeeping	Coach	Tan Diptas

20 & Under National Championships

Jnr Women	Coach:	Darren Steere
	Manager:	Perri Randall

Jnr Men	Coach:	Andrew Yanitsas
	Manager	Lyn Celotti

East Coast Challenge – 14/U

Girls	Coach:	Darren Steere
	Manager:	Sally Livermore
Boys Blue	Coach:	Michael Girdwood
	Manager:	Alan Logan
Boys White	Coach:	Thomas Madden
	Manager:	Steve Blunt

Aust Schools Championships

Girls	Coach:	Jade Hanson
	Asst:	Scott Gargoura
	Manager:	Dee Longwill
Boys	Coach:	Tan Diptas
	Manager:	Lyn Celotti

PRESIDENTS REPORT

I am pleased to present the 2012/13 Annual Report of our Association Water Polo Victoria (WPV).

WPV has had another marvellous year but it has had its challenges. I would like to sincerely thank the support of the Board and the staff during this year who ensure that our association and competition is managed in a professional manner.

I also want to give special mention to Julie Makohan who served over 5 years as WPV sports development officer and whose efforts to promote the sport were of the highest standard and quality and was capped off by a career highlight when she delivered the "Who can play, I can play" campaign for women in our sport.

Also I want to thank all the volunteers who are the backbone and unsung heroes of our community that is WPV.

These people include:

- competition co-ordinators, pool controllers, referees, coaches, managers and officials for the Association, regional associations, schools and the clubs who put in such an enormous amount of work to making our sport the success it is.
- the office staff – lead by Ian Campbell, Tony Ryan, Justin Miller, and Deb Vawdrey for their ongoing hard work for the running and development of the sport
- Board members who have spent a lot of their personal time working to improve what we do, to the best we can
- the MSAC staff for the support they provide to WPV
- staff at the VIS, including the program head coach Dalibor Maslan and program manager Marty Aitken for their ongoing support of our high performance athletes

- tiered program coaches who support the pathway program for promising athletes
- AWPI staff and board for their support, in particular of the VIS program and also for their recognition of the ongoing work in Victoria to grow water polo from the grass roots to the elite level
- funding bodies VicHealth and Sport and Recreation Victoria and the contract managers who support the WPV staff in their work
- And of course all the players who have enjoyed the competition during the year, be it your first attempt at the sport, as an experienced player or seasoned veteran.

Congratulations to all those members selected as State, National and Australian representatives either as players or officials.

The Victorian Tigers club has seen another successful campaign this year the women's team placing 5th and the men's team taking the Gold medal. WPV and the board of the Tigers have started the process of moving the Victorian National Water Polo team to be more of a community asset with a sustainable funding model. More work will be done on this transformation in the coming year.

Our junior state and club teams have also had successful campaigns. Also in the summer competition for 2012/13, we saw the introduction of an Ovens & Murray State League 1 team in both the women's and men's competition. This was a successful inclusion of a regional activity with games also being played both in Melbourne and Wodonga.

Our Association is funded from three sources. Firstly from players, through the members' registrations and match fees. The Board recognises that we are here to organise and run the best competition we can. Also a small but growing stream is now coming from Sponsors, which supplements our revenue. We appreciate

the role played by our sponsors and I encourage the community to support those that support us.

Government grants were also received from both VicHealth and SRV that contribute to our development programs. The funding from VicHealth is in its third year and is focused on increasing participation of women and girls at all levels of our sport, from the board and subcommittee level, through to coaches, officials, referees and players. We can report major progress on this grant's objectives and positive feedback from the funding body. The project has also allowed us to focus on sustainable organizational change to support WPV to further develop a water polo environment that is safer, more accessible, inclusive and equitable. SRV funding will continue to support organisational development and recreational water polo opportunities.

It was pleasing to see the continued growth of numbers in the U14 and U12 category of players participating this year. The growth of this age group is critical to future sustainability of water polo in Victoria. This year, in summer, WPV had the numbers to introduce a separate girls and boys competition at the U12 level. This was a successful initiative and WPV looks to extend and grow the junior program. The effort of some clubs in both regional and metropolitan areas is highly commendable and we will see this effort rewarded in time.

The board this year has continued with progress on the strategic plan established last year. There are some exciting facility development projects underway, with the success of the junior competition at Greensborough, good progress on the redevelopment of Hawthorn and the announcement of major investments at Ringwood and Frankston. This is very positive for water polo at a community level. WPV has been involved early in the planning phase and able to assist these activities with support and advice. We are well placed to continue to focus on growth by increasing participation in the sport at all levels. We will seek increased funding

where we can thus trying to retain affordability for our sport.

There has been a full contingent on the board for the past couple of years, achieving a diverse board membership of youth, experience, skills and passion. I thank the Board for their contribution and to those that are not re elected I wish them all the best as I will also warmly welcome new members.

John Perrott
PRESIDENT

SECRETARYS REPORT

This is my first year on the Board and as Secretary and it has been both challenging and rewarding to help in the operation of Water Polo Victoria. I have enjoyed working with the enthusiastic and passionate Board led by John Perrott, this year complete with a new logo!

I was pleasing to see an increase in teams for the competition and the smooth running on poolside is a testament to the hard work that Tony Ryan puts in to ensure minimal clashes and the best possible competition. In respect of the competition, I also sit on the Tribunal and I have found that the recent changes to the Judiciary Policy have led to a much more efficient process.

The focus this year has been on the Victorian National League Team. We continue to work hard on this to ensure the continuity of the peak opportunity for State representation. The Victorian National League Team is critical to elite Victorian Water Polo and ensures Water Polo continues to be strongly supported by the VIS. There is much work to be done on the new Victorian Water Polo community based model and I encourage anyone with an interest to become involved.

Ian Campbell has come on board and applied a discipline and vigour to the hard task of raising sponsorship, particularly in the tough economic climate. Through his hard work, we have managed to secure in-kind support from 2XU, Hydralyte Sports and Speedo [Justin please insert any I may have missed]. I take the opportunity to thank our sponsors. If any in the Water Polo community are aware of sponsorship opportunities for WPV or the National League team, we welcome your contact.

I would like to thank the recently departed Julie Makohon for all her hard work over the years particularly the inspiring and successful "I can play" video. I have enjoyed working with Julie over the years as a club representative and wish her well for the future. I also take the opportunity to welcome Justin Miller, our new Sport Development Officer. Justin has hit the ground running and been extremely positive in promoting Water Polo, particularly in social media.

Ongoing projects include reviewing risk management, strategic development and a review of the judiciary process and policy, including review by Board members. We hope to build upon the good work this year

Last but certainly not least, my thanks go to the volunteers in each club without whom our sport would not be successful.

Bryan Wee
SECRETARY

CLUBS & MEMBERSHIP

After declining in the previous reporting year, membership numbers increased this year from 1044→1292.

While membership for most clubs was static, some clubs showed significant increases particularly at the junior level reflecting a strong push in Come and Try and FlippaBall programs. Hopefully this trend will continue into the future as the growth and strength of our sport must come through continued development of younger players.

Wodonga-based members again registered separately with Ovens & Murray Association and these membership numbers and clubs are no longer included the Association's reporting.

Hence while 3 new clubs (DVE Aquatic, Old Melburnians and Old Xaverians) joined the Association over this last year, the overall number of clubs was unchanged with St Kevins Aquatic no longer active and the Wodonga-based clubs now excluded.

The majority of clubs now actively use SportingPulse for online registration and payment and, despite some isolated problems, the system overall worked well for members, clubs and the Association. WPV will continue to work with SportingPulse on improvements to the system particularly simplifying registration renewal and improving financial management reporting.

OPERATIONS REPORT

The past year has been one of further challenges and changes at Water Polo Victoria.

I would like to extend my sincere thanks to Julie Makohon for her outstanding contribution to WPV for the past 5 years. Julie's recent efforts in delivering quality programs and results for our Vic Health Grant will have a lasting, positive impact on WPV. I again must thank President John Perrott and the entire Board of Directors for their continued support and belief that change and innovation are crucial to advance the sport even if the required decisions are not always easy.

We have continued to evolve as an organisation with the addition of Deb Vawdrey as our new Bookkeeper and also Justin Miller joining the team as the WPV SDO. Both Deb and Justin have already had a major impact on our financial structure, communication to our member base and program innovation. The Board has been instrumental in initiating a culture of positive change.

We had several outstanding events this year including the ASSA Nationals in followed Perth and I greatly appreciate the work done by Jade Hanson, Scott Guagura, Lyn Celotti Dee Longwill and Tan Diptas.

The East Coast Challenge was in Sydney and resulted in a quality Tournament by WPV teams. Many thanks to Darren Steere, Sally Livermore, Mick Girdwood, Thomas Madden, Alan Logan and Steve Blunt for all their efforts in a challenging environment in Sydney.

The National U/20's Championships also in Sydney. The WPV Men's Team secured a Bronze Medal. Our teams were coached and managed by a wonderful group including Darren Steere, Perri Randall, and Andrew Yannitsas.

I would also like to take this opportunity to personally thank Lyn Celotti for her outstanding and selfless contribution to Water Polo in Victoria over many years.

On the sponsorship front, WPVI Continues to pursue sponsorship opportunities for all our properties in a very challenging environment. We were very fortunate to secure three sponsors for the Victorian Tigers; Speedo, 2XU and Hydralyte Sports. We hope to expand these major sponsors in 2014.

Congratulations also to all State Championship and Winter Competition winning teams.

The ADP Tier Program continues to develop and we are in the process of restructuring the entire program to ultimately align it directly under the VIS Program.

WPVI continues to develop and execute our government Grants. We delivered all our key Victorian Health Grant for Women in Sport programs with broad based impact across other sports as well over delivering on our Sport and Recreation Grant with a focus on Flippa Ball, Referee and Coaching Accreditation and regional development highlighted by the Victorian Tigers NWPL games in Wodonga.

The Victorian Tigers continue to excel as our elite representative team in the NWPL with the Men's Team being National Champions and our Women's Team finishing a commendable fifth. WPV were heavily involved in the Tigers this Season, which was a new role for the WPV office. This role will expand into 2014.

I would also again like to thank Julie Makohon for her contribution over many years and of course Tony Ryan who continues to perform his challenging role as WPV Competition Manager.

To all our valued employees and consultants, Justin Miller, Tony Ryan and Deb **Vawdrey** as well as all our volunteers, coaches, referees and the broader Water Polo community I thank you for your assistance and energy.

I look forward to working with you all in the future for the betterment of Water Polo

Ian Campbell
Executive Officer

COMPETITIONS REPORT

Events

The East Coast Challenge back in July 2012 was the only major event hosted in Victoria in 2012-2013. NSW, QLD and VIC each had 2 teams and SA (1) in both the Boys and Girls competitions.

The London Olympics and the FINA World Championships in Barcelona were the highlight international events for the Aussie Sharks and Stingers in 2012-2013. WPV was well represented in London and Barcelona by players Victorian Brown and Rowena Webster, Asst Coach Dalibor Maslan and Team Manager Lynne Morrison while Sam McGregor captained the Sharks in London and Jarrod Gilchrist made the team in Barcelona. Daniel Flahive was appointed as a referee for both events as well as many other international tournaments over the year. Congratulations to all on their selection and results – a wonderful achievement.

National Competitions

2013 National League
Victorian Tigers - Men Gold
Victorian Tigers - Women 5th

The Tigers Men were too strong for UWA Torpedoes winning 10-5 in the grand final at Sydney Olympic Park Aquatic Centre. The Tigers Women ended their series falling just short of the semi-finals.

As part of an initiative to expose National League to a wider community, the Tigers Men and Women each played 2 games at the new WAVES Aquatic Centre in Wodonga against Sydney University Lions. The games were played as part of the Victorian Junior Club Championships and were well supported by the many junior players and their families.

Congratulations to all Tigers players, coaches and management on another great season and to Sam McGregor on

winning the Most Valued Player and Highest Goalscorer awards and along with Victorian Brown and Rowena Webster being named in the All Stars team.

National Age Championships

Victorian Boys teams brought home Bronze medals from 2 National Age Championships in 2012-2013. At the 20/U Championships in Sydney, Victoria defeated Queensland 12-5 *and Melb Collegians also won Bronze at the 18/U Championships also in Sydney with a 12-6 win over Hunter Blue.

Victorian Girls teams weren't able to bring home any medals for the year.

The final standings of Victorian teams at National events over this last year were:

Team	Placing
20/U Junior Men - VIC	Bronze
20/U Junior Women - VIC	6th
18/U Boys - Melb Collegians	Bronze
18/U Girls - Essendon	9th
16/U Boys - Melb Collegians	8th
- Richmond	15th
16/U Girls - Ovens & Murray	13th
- Essendon	14th
- Melb Collegians	21st
14/U Boys - Richmond	13th
- Melb Collegians	14th
14/U Girls - Essendon	18th
East Coast Challenge 2013	
Boys - VIC Blue	6th
- VIC White	7th
Girls - VIC	5th
Aust Schools - Boys	4th
Aust Schools - Girls	5th

Individual awards won by Victorians at National Championships were:

Lachlan Edwards (Melb Collegians) was named MVP and Highest Goalscorer at the 18/U Boys Championships and Spencer Mitchell and Daniel Flahive were

named as Referees of the Tournament at the 14/U Girls and 16/U Boys Championships.

WPV congratulates the athletes, coaches, and managers of all teams and thanks them and their families for their ongoing efforts and support.

Victorian Competitions

2012 State Championships

The 2012 State Championships saw 49 Mens and 28 Womens competing in 11 grades including Mens and Womens teams from Ovens & Murray in State League 1. The Junior Women (18/U) competition was again not run due to insufficient entries – entered teams were merged into State League 2. Venues were MSAC and Melbourne High School with games played on Tuesday, Wednesday and Thursday nights at both venues.

Footscray were premiers in both Mens and Womens State League 1 competitions with both games a single goal margin and was the first time a club has won both State League 1 Championship titles in the same year. Melb Collegians were the most successful club taking 4 of the Mens and 1 Womens premierships. New club DVE Aquatic won Mens State League 5.

2013 Winter Competition

In the 2013 Winter Competition, 53 Mens and 27 Womens teams competed in 12 grades with again no Junior Women (18/U) competition. The 15 teams entered in Mens State League 5 were split into two grades of 6 and 9 teams. Games were again played on Tuesday, Wednesday and Thursday nights at both MSAC and Melbourne High School.

Ovens & Murray boys and girls teams made the trip down from Albury-Wodonga every 2nd weekend to play in the Youth Boys and Girls (16/U) competitions.

These games were played on Sunday afternoons at Watermarc in Greensborough and, in a repeat of the previous year, O&M girls were defeated by Essendon in the final.

Melb Collegians were the dominant club winning 7 Mens and 2 Womens premierships while new clubs Old Melburnians and Old Xaverians won inaugural titles.

Congratulations to all grade premiers and individual award winners over both competition series. Results for all grade competitions and awards are listed later in this report.

2012-2013 Sub-Junior Competition

To encourage more participation from younger girls without the “intimidating” factor of bigger, stronger boys, the 12/U age group was split into two grades - Boys (12/U) and Mixed (12/U girls plus 10/U boys). And due to the marked difference in the standard of teams entered, the 14/Under Boys were also split into 2 grades. In total, 25 teams participated in the Sub-Junior competition, an increase of 3 from the previous year – 4 in 12/U Mixed, 6 12/U Boys, 5 14/U Girls and 10 14/U Boys (5 per grade).

All 14/U Boys games were at Melb High, the 14/U Girls played at Oakleigh Aquatic Centre and Melb High, and the 12/U games played early rounds at the new Watermarc Centre in Greensborough before moving back to Oakleigh for the remainder of the season. All-in-all, quite a fixturing challenge.....

While Greensborough did draw some “travel” criticism, it is a great facility for water polo and will be an ongoing venue to WPV competitions.

WPV thanks everyone in the Sub-Junior community for their cooperation and assistance in running this competition especially Jeff Disken, Daniel Di Manno and Dean Baker who filled the Pool Controller roles across all venues. And a further thanks to those younger

developing referees for their time and efforts.

2013 Junior Club Championships

The third Victorian Junior Club Championships were held in Wodonga and Albury on 8-10th March.

Boys and Girls teams from Metropolitan based clubs (11) and from Ovens & Murray border clubs (14) played some great junior water polo in heat wave conditions at the new WAVES Aquatic Centre in Wodonga and at the Albury Aquatic Centre.

Congratulations to the O&M organising committee for all the planning they put into the Championships resulting in the whole tournament and the National League games running without a hitch.

2013 Country Championships

The 2013 Victorian Country Championships returned to Bendigo in February with 4 teams in the Womens competition and 7 in the Mens.

Thanks to Bendigo Water Polo Association for hosting the event and to all others from the Victorian Countries Association who put the time and effort into making this such a successful and enjoyable event.

Pool Space

To find available pool space and to resist ever-rising costs is an ongoing challenge and WPV will continue to seek opportunities beyond the aquatic facilities currently used by the Association and clubs.

Proactive discussion with various Councils and pool management groups has been ongoing over the last year and WPV is hopeful of gaining access to a number of facilities that will open up over the next few years. Hawthorn Aquatic and Leisure Centre is well into the construction stage for completion in 2014 while Aquanation Aquatic and Leisure Centre in Ringwood and the Frankston Regional Aquatic

Centre have started earthworks and initial construction for completion in 2015.

In recent weeks, WPV has held positive discussion and submitted specifications to each organisation for water polo "friendly" pool configurations to International-level standard and at the appropriate time will seek opportunities to discuss pool space access.

Acknowledgments

WPV acknowledges the cooperation and efforts of management and Aquatics staff at MSAC, South Yarra Sports Centre, and Oakleigh Recreation & Aquatic Centre who have all been most helpful in working with WPV to meet our pool bookings and set up requirements.

WPV is also grateful to the management and staff at the new Watermarc Aquatics Centre in Greensborough and to the DVE Aquatic club. Both have been extremely receptive and cooperative in assisting WPV to now schedule regular games there for our Sub-Junior and Youth Boys and Girls competitions.

WPV also acknowledges the commitment and cooperation of our pool of hard-working referees - we really do call on them a lot each week - and to the work done by our Pool Controllers at MSAC, Melb High School, Oakleigh and Greensborough.

Finally, a thank you again to everyone who volunteered during WPV's regular season competitions and national events as table officials, goal judges, computer operators, referees, pool set-up/pack-up etc - tasks that are essential to the success of all our competitions.

Glen Piper Competitions

Director

**Tony Ryan Competitions
Officer**

Referees Report

The Referees Commission has provided support to all WPV referees over the last year by way of evaluating, grading, feedback, encouragement, conduct of Forum's (2) and basic referee's courses (2). This current season has seen the introduction of an email with updated information from the previous week's games and observations from various sources. This initiative appears to have been met with a positive response.

This season will also see the issue of new referees uniforms of 2XU shirt, 2XU jacket and 2XU caps and was made possible with the continued support from WPV in conjunction with 2XU. Referees are reminded of the need to be in white pants and issued uniform to ensure the ongoing professionalism of their involvement.

This year has also seen the retirement of one of our longest serving and most successful referees, Michael McNeill. I have already thanked Macca for his contribution in our weekly email; suffice to say he will be missed as a referee, but is still on the pool deck as a coach for Xavier College. Michael was also one of the Inaugural WPV Referees Commissioners.

We have also said farewell to Frank Meikle who again has been involved in our sport for a long time in various roles.

The introduction of the new FINA rules is providing lots of discussion between referees, coaches and players. There is a link on the WPV and WPAL websites to a further expansion and interpretation of these new rules that will be implemented at 16 and Under National Club Championships in early October. WPV will introduce these changes on resumption, again in early October.

The National Grading system for referees was introduced 2 years ago and provides a pathway for referees wishing to progress at a National level. There are a number of our WPV referees who are now graded within this National system and who can now nominate for the various National Age Championships, leading up to NWPL and FINA representation.

Congratulations to Danny Flahive as he represented AUS at the World Championships this year; a WPV Commissioner. Great effort Danny.

There are numerous people to thank but none as hardworking as Tony Ryan. Tony coordinates all our referees for WPV competitions and spends an inordinate amount of time SMSing and talking with all of us to ensure there are appropriate officials for the games to go ahead. Hard work; thank you.

To those of you who pick up a whistle each week and do the job to the best of your ability, thank you. The WPV Commissioners are always happy to assist and provide feedback and guidance when asked; and sometimes without being asked.

Michael DeFina

WPV Referee Commissioner

Regional Development Report

The 2012/13 year of Water Polo in the Ovens & Murray saw a number of developments take place in relation to Water Polo Victoria. The Victorian Junior Championships were held in Albury/Wodonga on the March Labour Day weekend and while there was some confusion around some of the more minor details, the tournament went off with a bang and was enjoyed by all participants.

This also saw National League matches between the Victorian Tigers and Sydney Uni Lions showcased across the two day tournament with the sport receiving some fantastic publicity and allowing the regional areas to experience some of Australia's best Water Polo players taking to the water.

Discussions are circulating around the running of the 2014 Victorian Junior Championships with a number of locations expressing interest in hosting. Wherever the event ends up, I am sure that the regional promotion will only benefit the sport of Water Polo in the state of Victoria.

The Ovens & Murray have also been able to enter Youth Boys and Girls teams into the winter competition, with the girls finishing runners-up to Essendon for the second consecutive year and the boys finishing the competition in fourth position. It was great to see the involvement of Ovens & Murray extended in this competition. On a downward note, the O&M Women's team was not able to get a team together to compete in this year's State League 1 competition, but our Men's team is currently mid-way through their quest to compete against the Melbourne teams. We continue to struggle when travelling to Melbourne due to player availability, but look forward to the remaining games in Albury/Wodonga. Regional areas were also present in the Victorian representative teams that took part in the East Coast Challenge in Sydney.

The new WAVES facility will be open for a complete season this year which brings some excitement back into the local Ovens & Murray competition. After last year's issues for pool space, it will be great to have access to WAVES and the Albury and Lavington Swim Centres for the duration of our competition. The O&M hopes to continue to assist clubs like Wodonga who have been hit hard in

previous years. We are looking into ways of promoting the sport in the city of Wodonga and hope to continue on the path of restoring the club back to its once powerful position.

The Ovens & Murray and other regional areas have been taking a growing interest in the processes of Water Polo Victoria and have recently been invited to suggest a possible representative to take part in the Water Polo Victoria Board, as well as the possibility of being involved with the new Victorian Tigers structure. We will continue to liaise with members of the current Board and hope to come to arrangements that will secure communication channels between the metropolitan and regional areas into the future. There have been a number of new additions to the promotion of the sport, with which the Ovens & Murray have joined in to try to promote across a broader group and generate more excitement around the game.

The Ovens & Murray Association hopes to continue working with Water Polo Victoria to ensure the future success of the sport of Water Polo, especially in regional areas like Albury/Wodonga, Bendigo and Geelong.

Tom Madden

**President Ovens & Murray
Water Polo Association**

**Bevan Cox
Development Director**

SPORT – Athlete Development Highlights 2012-2013

VICHEALTH: State Sporting Association Participation Program (SSAPP) Water Polo Victoria – Female Participation Focus (2011-2014)

The SSAPP grant is an initiative of the Victoria Health Promotion Foundation and aims at increasing the participation in sports of the priority populations and to create healthier sporting environments.

WPV entered into the second year of three years of signification funding to work towards increasing female participation across many areas – playing, coaching officiating, volunteering, governance, marketing etc.

The most significant outcome of the program came in February 2013, with the YouTube advert targeted at women and girls called 'Who Can Play? You can play'. The advert was created inline with VicHealth guidelines around body image, with a focus on the tagline that anyone can play. A3 posters where distributed to schools, clubs and local centres to promote the initiative.

In 2013-2014, WPV, along with Vichealth, aim to continue the development in the sport and finish the final year with more success.

ATHLETE EDUCATION & CARE

WPV continued to not just improve the number of participants in water polo, WPV continued the work with Dr Allison Van Ommen, with two work shops held in the Oven & Murray association around athlete care. WPV will continue to work closely with Dr Van Ommen to deliver more opportunities for the water polo community to be involved in the programs.

VICTORIAN TIGERS NATIONAL WATER POLO LEAGUE TEAM

WPV has continued to actively support its elite National representative by producing much of the marketing and membership material for the improvement of the clubs exposure. WPV Continued to develop strong ties with the club leaders and continued supporting the team that represents our state.

**JUSTIN MILLER
SPORT DEVELOPMENT OFFICER**

VICTORIAN WATER POLO INCORPORATED
ABN 79 570 881 365

FINANCIAL STATEMENTS

AND REPORTS

FOR THE PERIOD 1 JULY 2012 TO 30 JUNE 2013

Audited by: Suzanne Hume
Wattle Accounting
PO Box 9400,
Middle Camberwell Vic 3124
2/153 Wattle Valley Rd
Camberwell Vic 3124
Phone: 03 9889 7459
Mobile:0411 445 718

Financial Year 2012 / 13 in Review

The financial accounts for the year ended 30th June 2013 are basically prepared on a cash basis and as such can be affected by timing of Receipts and Payments when comparing to previous years comparatives.

The accounts show a loss incurred for the 2012/13 year of \$21280.81. We had hoped to break even however a number of events took place that were not budgeted for or were not fully allowed for in the budget for this year. The major items are as follows:-

- There was budgeted \$20,000 in Sponsorship this year. A number of Product Sponsorships were achieved during the year; however despite numerous proposals to a number of potential sponsors there has no financial sponsor of the sport in Victoria.
- There was a payment of \$5,974 required to be made on behalf of the Victorian Tigers to MSAC as WPV had booked pool space their behalf, and they were without sufficient funds.
- There was a review of old debts totalling approx. \$9,000 in our Debtor ledger. A number of old debts were deemed not to be collectable and were written off. A further \$12,000 was required to be written off. This error came to light when the new bookkeeper started in August and related to the 11/12 year that was incorrectly taken up at that year end. A part time person has been employed to specifically chase up debtors and this has proved effective to date.

The result is disappointing and not acceptable to the board and further scrutiny of the budgeting process and expenses has already taken place.

At present, VWPI has several main sources of income:

- Registration / Competition fees received from Members
- Grants received from funding bodies including:
 - Victorian Government's Department of Sport & Recreation
 - VicHealth
- Income from athletes participating in VWPI-provided development programs

The VWPI Board is still seeking to broaden the association's income base with the achievement of ongoing, sustainable sponsorship income, as well as looking to create a recreational arm to our sport in Victoria.

As discussed above WPV changed Bookkeepers this year to Deb Vawdrey from Southern Bookkeeping. This change has enabled WPV to review our Chart of Accounts, review our policies and procedures, budgeting and the way the financial results are reported to the board.

Finally I would like to firstly thank Ian Campbell for his help as well as our new Bookkeeper Deb Vawdrey coming to grips with the financial processes. I would also like to acknowledge our auditor Suzanne Hume from Wattle Accounting who again provided us with our audit report.


Simon Wallace-Smith
Finance Director

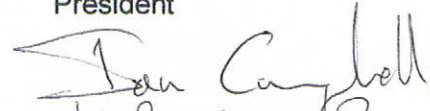
Water Polo Victoria Inc
ABN 79 570 881 365
STATEMENT BY MEMBERS OF THE BOARD

The Board has determined that the association is not a reporting entity and this special purpose financial report should be prepared in accordance with the accounting policies described in Note 1 to these financial statements.

1. the financial statements and notes to the financial statements for the period ended 30 June 2013 present fairly the financial position of the Vict Water Polo Victoria Inc at 30 June 2013 and the results of its operations for the year then ended in accordance with the accounting policies described in note 1 to the Financial Statements; and
2. At the date of this statement, there are reasonable grounds to believe that Water Polo Victoria Inc will be able to pay its debts as and when they fall due.

This statement is made in accordance with a resolution of the Committee and signed for and on behalf of the Committee by:


.....
President


with permission from Simon Wallace-Smith
Finance Director WPU Finance Director

Dated 5/10/2013

Melbourne Sports & Aquatics Centre
Box 11, Aunglike Drive
Abert Park, Vic 3206

Profit & Loss Statement

July 2012 through June 2013

	2012-2013	2011-2012
Income		
High Performance		
VIS Program Income	\$0.00	\$518.18
Overseas Tour Income	\$0.00	\$3,616.48
State Teams		
U20 State Teams	\$33,123.75	\$32,864.14
U18 State Teams	\$0.00	\$8,303.03
Total State Teams	\$33,123.75	\$41,167.17
VSSSA Teams Income		
VSSSA Teams	\$38,219.20	\$10,909.09
Total VSSSA Teams Income	\$38,219.20	\$10,909.09
East Coast Challenge		
ECC Income	\$52,473.74	\$18,425.28
Total East Coast Challenge	\$52,473.74	\$18,425.28
ADP Income		
ADP Tier 2 Income	\$33,486.01	\$32,356.08
ADP Tier 3 Income	\$21,385.46	\$15,434.11
Total ADP Income	\$54,871.47	\$47,790.19
Sport Development/Events		
Vic Health Income	\$115,027.09	\$113,939.00
DPCD - FCD	\$15,000.00	\$22,500.00
DPCD - OSG	\$0.00	\$18,000.00
WSLG Grant	\$4,500.00	\$5,500.00
Grant Miscellaneous	\$0.00	\$1,500.00
Events Grants	\$0.00	\$13,500.00
Flippa Ball Grant	\$22,500.00	\$0.00
Courses/Clinics Income		
Coaching Courses	\$0.00	\$636.30
FlippaBall Clinics	\$709.37	\$30.00
School Clinics	\$1,208.64	\$542.73
Coaching Resources	\$0.00	\$27.27
Total Courses/Clinics Income	\$1,918.01	\$1,236.30
Operations		
Registrations		
Registrations - Senior	\$53,733.67	\$67,312.78
Registrations - Junior	\$26,243.28	\$32,861.84
Total Registrations	\$79,976.95	\$100,174.62
Match Fees		
Match Fees - Winter Comp	\$53,387.27	\$39,922.73
Match Fees - Summer Comp	\$95,125.45	\$67,230.89
Match Fees - Junior Comp	\$23,491.81	\$14,791.80
Total Match Fees	\$172,004.53	\$121,945.42
Team Entry/Affiliation Fees		
Team Entry - Winter Comp	\$7,854.53	\$6,676.35
Team Entry - Summer Comp	\$11,134.53	\$6,480.00
Team Entry - Juniors Comp	\$909.09	\$700.00
2nd Claim & Transfer Fees	\$27.44	\$30.00
Affiliation Fees	\$2,264.46	\$0.00
Total Team Entry/Affiliation Fees	\$22,190.05	\$13,886.35
Referee Income		
APS Referee Income	\$4,686.36	\$5,435.00
AGSV Referee Income	\$0.00	\$1,363.65
Total Referee Income	\$4,686.36	\$6,798.65
Product Sales		
Equipment Sales	\$0.00	\$296.73
Merchandise Sales	\$10.00	\$0.00
Total Product Sales	\$10.00	\$296.73
Other/Sundry		
Interest Income	\$8,225.88	\$11,883.82
Event Function Income	\$0.00	\$89.09
Events hosted by VWPI	\$0.00	\$69,004.58
Total Income	\$625,082.03	\$622,904.20

Expenses		
Management & Governance		
MG - Advertising & Marketing	\$3,915.00	\$0.00
MG - AGM & Board Meeting Exp	\$1,746.39	\$1,976.48
MG - Audit Costs	\$1,610.42	\$1,200.00
MG - EO Salary	\$67,307.75	\$0.00
MG - Bookkeeper payments	\$15,752.50	\$11,475.00
MG - Superannuation	\$6,300.04	\$0.00
MG - Workcover	\$995.11	\$0.00
MG - Staff costs	\$838.92	\$4,090.99
MG - Computer Expenses	\$437.26	\$0.00
MG - Bank Charges	\$486.92	\$738.27
MG - Bad Debts	\$21,029.87	\$606.63
MG - Insurance	\$1,646.01	\$1,291.68
MG - Depreciation	\$6,755.00	\$3,881.00
MG - Office rent	\$3,355.14	\$4,121.29
MG - Post, Print & Stationery	\$1,132.13	\$2,523.09
MG - Professional Development	\$20.00	\$440.00
MG - Office Supplies	\$715.16	\$166.59
MG - Telephone	\$456.07	\$2,220.18
MG - IT Expenses	\$7,613.21	\$12,374.13
MG - Professional Memberships	\$518.18	\$27.27
MG - Office Equip	\$0.00	\$170.45
MG Less Admin linked to Grants	\$279.91	\$0.00
Total Management & Governance Expenses	\$142,911.01	\$47,303.05
High Performance		
HP - VIS Program	\$15,596.37	\$15,518.18
ADP Expenses		
HP - ADP Tier 2 Coaches	\$22,971.00	\$21,127.50
HP - ADP Tier 2 Equipment	\$50.23	\$0.00
HP - ADP Tier 2 Pool Hire	\$18,818.07	\$12,881.81
HP - ADP Tier 2 Medical costs	\$109.09	\$0.00
HP - ADP Tier 3 Coaches	\$9,112.50	\$6,736.36
HP - ADP Tier 3 Equipment	\$50.22	\$0.00
HP - ADP Tier 3 Pool Hire	\$4,168.30	\$13,650.92
HP - ADP Tier 3 Medical Costs	\$3,672.73	\$236.36
Total ADP Expenses	\$58,952.14	\$54,632.95
State Teams		
HP - U20 State Teams	\$34,453.29	\$32,474.80
HP - U18 State Teams	\$40.91	\$18,893.55
State team/ADP Admin	\$0.00	\$60.00
Total State Teams	\$34,494.20	\$51,428.35
VSSSA Teams		
HP - VSSSA Teams	\$35,562.50	\$35,615.16
HP - Overseas Tour Expenses	\$0.00	\$4,123.07
Total VSSSA Teams	\$35,562.50	\$39,738.23
Sport Development		
SD - SDO salary	\$38,188.62	\$0.00
SD - Pool Hire	\$409.09	\$0.00
SD - Contract Services	\$3,320.00	\$0.00
SD - Travel & Accommodation	\$2,406.26	\$19.60
SD - Coaching Services	\$0.00	\$30.00
SD - Social Media/Body Image	\$6,812.78	\$0.00
SD - Club Development Project	\$2,000.00	\$0.00
SD - SportInfo Surveys	\$2,636.35	\$0.00
SD - Superannuation	\$3,719.53	\$0.00
SD - Victorian Tigers	\$15,974.55	\$11,219.53
Total Sport Development Expenses	\$75,467.18	\$11,269.13
VicHealth - Grant Expenses		
VH - Venue Hire	\$0.00	\$4,353.64
VH - Marketing	\$14.27	\$0.00
VH - Travel/Accommodation	\$790.13	\$231.62
VH - Equipment Purchase	\$0.00	\$2,186.91
VH - Contract services	\$5,628.36	\$0.00
VH - Other	\$7,533.89	\$4,491.77
VH - Administration	\$45.45	\$0.00
Total VicHealth Grant Expenses	\$14,012.04	\$11,263.94
DPCD - Sport & Rec Grant Exp		
DPCD - FDP Referee Courses	\$272.73	\$176.45
DPCD - FDP Venue Hire	\$430.91	\$0.00
DPCD - FDP Travel/Accommodation	\$754.55	\$0.00
DPCD - FDP Equipment Purchase	\$1,540.60	\$0.00
DPCD - FDP Contract services	\$0.00	\$750.00
DPCD - FDP Flippa/More Active	\$852.50	\$30.00
DPCD - FDP School Clinics	\$815.00	\$640.91
DPCD - FDP Regional S'ships	\$0.00	\$1,351.63
Total DPCD - Sport & Rec Grant Exp	\$4,666.29	\$2,948.99
WSLG Expenses	\$4,500.46	\$5,500.00

DPCD - OSG		
DPCD - OSG Equip Purchase	\$560.00	\$0.00
ECC - East Coast Challenge		
ECC Expenses	\$49,481.19	\$7,241.58
Total ECC - East Coast Challenge	\$49,481.19	\$7,241.58
Club Events		
CE - U16 Club Boy's	\$82.98	\$0.00
CE - U16 Club Girl's	\$82.98	\$0.00
CE - U14 Club Boy's	\$0.00	\$1,816.35
CE - Referee Development	\$0.00	\$340.00
Total Club Events	\$165.96	\$2,156.35
Operations/Events		
OPS - Admin Officer payments	\$28,380.00	\$31,087.75
OPS - Registration	\$131.82	\$0.00
OPS - Equip Purchases & Maint	\$1,799.59	\$3,279.09
OPS - Equipment Hire	\$1,897.36	\$0.00
OPS - Trophies	\$4,333.91	\$2,864.18
OPS - Comp/Training Equip	\$2,497.09	\$682.87
OPS - Event Functions	\$0.00	\$54.55
OPS - Workcover	\$662.15	\$1,421.76
OPS - AWPI Affiliation Fee	\$0.00	\$100.00
OPS - AWPI Capitation	\$10,000.00	\$30,683.66
OPS - AWPI Insurance	\$0.00	\$5,646.34
OPS - Graphic Design	\$1,388.75	\$0.00
OPS - Events hosted by VWPI	\$0.00	\$69,862.52
OPS - AGSV Comp Expenses	\$169.27	\$45.45
Total Operations/Events Expenses	\$51,259.94	\$145,728.17
Pool Control		
OPS - P Control/Ref MSAC Card	\$0.00	\$367.94
OPS - Pool Control Summer Comp	\$6,380.00	\$5,185.00
OPS - Pool Control Winter Comp	\$5,280.00	\$1,590.00
OPS - Pool Control Junior Comp	\$1,650.00	\$3,530.00
OPS - Pool Control APS Comp	\$525.00	\$0.00
Total Pool Control	\$13,835.00	\$10,672.94
Referee Expenses		
OPS - Ref Exp Summer Comp	\$15,499.00	\$16,388.00
OPS - Ref Exp Winter Comp	\$15,309.00	\$6,641.00
OPS - Ref Exp Junior Comp	\$3,290.00	\$1,933.00
OPS - Ref Exp APS Comp	\$5,325.00	\$5,935.00
OPS - Ref Exp AGSV Comp	\$1,215.00	\$959.99
Total Referee Expenses	\$40,638.00	\$31,856.99
Pool Hire Expenses		
OPS - Pool Hire - Summer Comp	\$36,188.52	\$37,465.75
OPS - Pool Hire - Winter Comp	\$28,851.91	\$28,514.87
OPS - Pool Hire - Junior Comp	\$10,138.33	\$9,130.71
OPS - Pool Hire AGSV Comp	\$0.00	\$955.12
OPS - Pool Hire Summer Splash	\$1,790.45	\$0.00
Total Pool Hire Expenses	\$76,969.21	\$76,066.45
HR - Employment Costs		
HR - Wages & Salaries	\$20,078.84	\$107,528.08
HR - Staff Recruitment Exp	\$220.00	\$0.00
HR - Superannuation	\$765.45	\$9,061.55
HR - Workcover	\$783.06	\$0.00
HR - Allow for Annual Leave	\$5,444.00	(\$1,856.07)
Total HR - Employment Costs	\$27,291.35	\$114,733.56
Sponsorship		
Sponsorship - Web/Style Guide	\$0.00	\$7,350.00
Total Expenses	\$646,362.84	\$635,408.86
Net Surplus/(Deficit)	(\$21,280.81)	(\$12,504.66)

Melbourne Sports & Aquatic Centre
 Box 11, Aughtie Drive
 Albert Park Vic 3206

Balance Sheet

As of June 2013

	Jun-13	Jun-12
Assets		
Commonwealth Bank	\$14,286.14	\$26,077.65
ING Optimiser	\$165,684.78	\$242,458.90
Petty Cash	\$365.30	\$192.90
Undeposited Funds	\$0.00	\$5,287.00
Trade Debtors	\$150,733.44	\$45,611.63
Contra Account	\$1,430.42	\$0.00
Office Fitout		
Office Fitout at Cost	\$9,082.90	\$9,082.90
Office Fitout Accum Depn	(\$2,477.00)	(\$1,356.00)
Plant & Equipment		
Plant & Equipment at Cost	\$43,749.65	\$28,110.65
Plant & Equipment Accum Depn	(\$23,649.00)	(\$18,015.00)
Total Assets	\$359,206.63	\$337,450.63
Liabilities		
Trade Creditors	\$40,324.47	\$25,332.44
GST Liabilities		
GST Collected	\$40,309.55	\$2,623.38
GST Paid	(\$26,068.48)	\$446.49
Total GST Liabilities	\$14,241.07	\$3,069.87
PAYG Tax Withheld	\$16,926.64	\$2.73
Superannuation Payable	\$2,412.52	\$2,898.49
Provision for Annual Leave	\$9,737.93	\$3,093.93
Provision for Doubtful Debts	\$400.00	\$1,500.00
Total Liabilities	\$84,042.63	\$35,897.46
Net Assets	\$275,164.00	\$301,553.17
Equity		
Retained Earnings	\$296,444.81	\$314,057.83
Current Earnings	(\$21,280.81)	(\$12,504.66)
Total Equity	\$275,164.00	\$301,553.17

The accompanying notes form part of these financial statements

Victorian Water Polo Inc
Melbourne Sports & Aquatic Centre
Box 11, Anglie Drive
Albert Park Vic 3206

Statement of Cash Flow

July 2012 through June 2013

Cash Flow from Operating Activities

Net Income	(\$21,280.81)
Trade Debtors	(\$105,121.81)
Plant & Equipment at Cost	(\$15,639.00)
Depreciation	\$6,755.00
Trade Creditors	\$14,992.03
GST Collected	\$37,686.17
GST Paid	(\$26,514.97)
PAYG Tax Witheld	\$16,923.91
Superannuation Payable	(\$485.97)
Provision for Annual Leave	\$5,444.00
Provision for Doubtful Debts	(\$1,100.00)
Net Cash Flows from Operating Activities	(\$93,680.23)
Cash Flow from Investing Activities	
Net Cash Flows from Investing Activities	\$0.00
Cash Flow from Financing Activities	
Net Cash Flows from Financing Activities	\$0.00
Net Increase/Decrease for the period	(\$93,680.23)
Cash at the Beginning of the period	\$274,016.45
Cash at the End of the period	\$180,336.22

The accompanying notes form part of these financial statements.

Victorian Water Polo Incorporated ABN 79 570 881 365

NOTES TO THE FINANCIAL STATEMENTS FOR THE YEAR ENDED 30 JUNE 2013

NOTE 1: SUMMARY OF SIGNIFICANT ACCOUNTING POLICIES

The financial statements are special purpose financial statements prepared in order to satisfy the financial reporting requirements of the Associations Incorporation Reform Regulations 2012. The committee has determined that the association is not a reporting entity.

The financial statements have been prepared on an accruals basis and are based on historic costs and do not take into account changing money values or, except where stated specifically, current valuations of non-current assets.

The following significant accounting policies, which are consistent with the previous period unless stated otherwise, have been adopted in the preparation of these financial statements.

a. **Income Tax**

The organisation is exempt from income tax.

b. **Property, Plant and Equipment (PPE)**

Office Furniture, Pool Equipment, Office Equipment and Office Fitout are carried at cost less, where applicable, any accumulated depreciation.

The depreciable amount of all PPE is depreciated over the useful lives of the assets to the association commencing from the time the asset is held ready for use.

Leasehold improvements are amortised over the shorter of either the unexpired period of the lease or the estimated useful lives of the improvements.

c. **Impairment of Assets**

At the end of each reporting period, the committee reviews the carrying amounts of its tangible and intangible assets to determine whether there is any indication that those assets have been impaired. If such an indication exists, an impairment test is carried out on the asset by comparing the recoverable amount of the asset, being the higher of the asset's fair value less costs to sell and value in use, to the asset's carrying amount. Any excess of the asset's carrying amount over its recoverable amount is recognised in the income and expenditure statement.

d. **Employee Provisions**

Provision is made for the association's liability for employee benefits arising from services rendered by employees to the end of the reporting period. Employee provisions have been measured at the amounts expected to be paid when the liability is settled.

e. **Provisions**

Provisions are recognised when the association has a legal or constructive obligation, as a result of past events, for which it is probable that an outflow of economic benefits will result and that outflow can be reliably measured. Provisions are measured at the best estimate of the amounts required to settle the obligation at the end of the reporting period.

f. **Cash on Hand**

Cash on hand includes cash on hand, deposits held at call with banks, and other short-term highly liquid investments with original maturities of three months or less.

g. **Accounts Receivable and Other Debtors**

Accounts receivable and other debtors include amounts due from members as well as amounts receivable from donors. Receivables expected to be collected within 12 months of the end of the reporting period are classified as current assets. All other receivables are classified as non-current assets.

h. **Revenue and Other Income**

Revenue is measured at the fair value of the consideration received or receivable after taking into account any trade discounts and volume rebates allowed. For this purpose, deferred consideration is not discounted to present values when recognising revenue.

Victorian Water Polo Incorporated ABN 79 570 881 365

NOTES TO THE FINANCIAL STATEMENTS FOR THE YEAR ENDED 30 JUNE 2013

NOTE 1: SUMMARY OF SIGNIFICANT ACCOUNTING POLICIES

Interest revenue is recognised using the effective interest method, which for floating rate financial assets is the rate inherent in the instrument. Dividend revenue is recognised when the right to receive a dividend has been established.

Grant and donation income is recognised when the entity obtains control over the funds, which is generally at the time of receipt.

If conditions are attached to the grant that must be satisfied before the association is eligible to receive the contribution, recognition of the grant as revenue will be deferred until those conditions are satisfied.

All revenue is stated net of the amount of goods and services tax.

i. Leases

Leases of PPE, where substantially all the risks and benefits incidental to the ownership of the asset (but not the legal ownership) are transferred to the association, are classified as finance leases.

Finance leases are capitalised by recording an asset and a liability at the lower of the amounts equal to the fair value of the leased property or the present value of the minimum lease payments, including any guaranteed residual values. Lease payments are allocated between the reduction of the lease liability and the lease interest expense for that period.

Leased assets are depreciated on a straight-line basis over the shorter of their estimated useful lives or the lease term. Lease payments for operating leases, where substantially all the risks and benefits remain with the lessor, are charged as expenses in the periods in which they are incurred.

j. Goods and Services Tax (GST)

Revenues, expenses and assets are recognised net of the amount of GST, except where the amount of GST incurred is not recoverable from the Australian Taxation Office (ATO). Receivables and payables are stated inclusive of the amount of GST receivable or payable. The net amount of GST recoverable from, or payable to, the ATO is included with other receivables or payables in the assets and liabilities statement.

k. Financial Assets

Investments in financial assets are initially recognised at cost, which includes transaction costs, and are subsequently measured at fair value, which is equivalent to their market bid price at the end of the reporting period. Movements in fair value are recognised through an equity reserve.

l. Accounts Payable and Other Payables

Accounts payable and other payables represent the liability outstanding at the end of the reporting period for goods and services received by the association during the reporting period that remain unpaid. The balance is recognised as a current liability with the amounts normally paid within 30 days of recognition of the liability.

VICTORIAN WATER POLO INC.

Depreciation Schedule as at 30 June 2013

01/07/2012

ITEMS	Purchase Date	Original Cost	Deprec. % Rate	Type	Opening WDV 30.6.13	Deprn 30.6.13	Closing WDV	Accum. 30.6.13
OFFICE FURNITURE								
Desk & return (grey)	31.5.03	225.00	20%	D	0.00	-	-	225
Desk & mobile unit (grey)	31.5.03	279.00	20%	D	0.00	-	-	279
Desk & mobile unit (grey)	31.5.03	252.00	20%	D	0.00	-	-	252
Table (grey)	31.5.03	89.00	20%	D	0.00	-	-	89
Chair (green)	31.5.03	135.00	20%	D	0.00	-	-	135
Chair (green)	31.5.03	135.00	20%	D	0.00	-	-	135
Chair (green)	31.5.03	135.00	20%	D	0.00	-	-	135
3-drawer filing cabinet	31.5.03	136.00	20%	D	0.00	-	-	136
Whiteboard	31.5.03	539.00	33%	D	0.00	-	-	539
Fax	30.06.03	338.00	20%	D	0.00	-	-	338
POOL EQUIPMENT								
Scoreboard	1.7.99	3,965.00	20%	D	263.00	53	210	3,755
Flippaball Goals	10.1.07	2,268.00	20%	D	595.00	119	476	1,792
VideoScoreboard	14.8.08	1,000.00	20%	D	410.00	82	328	672
Outdoor Water Polo Scoring System	22.6.09	2,990.00	20%	D	1,897.00	379	1,518	1,472
Outdoor 30sec Shot Timer Set with 150mm Digits	22.6.09	2,390.00	20%	D	1,517.00	303	1,214	1,176
Support Stant and Cabinet System with Pneumati Tyres	22.6.09	1,200.00	20%	D	761.00	152	609	591
Splashball Blow Up Goals (USA)	02.07.10	2,399.64	20%	D	1,536.00	307	1,229	1,171
Nets for Oakleigh	04.11.11	3,900.00	20%	D	3,120.00	624	2,496	1,404
Scoreboard/Shot Clocks/ Timer/Trolley	25.09.2012	10,000.00	20%	D	0.00	1,500	8,500	1,500
OFFICE EQUIPMENT								
Computer system	1.10.03	1,047.00	40%	D	0.00	-	-	1,047
Fax machine (HP)	24.5.05	279.00	33%	D	0.00	-	-	279
Bar Refrigerator (Mistral)	9.7.05	181.00	20%	D	0.00	-	-	181
Dell Computer System x 2	23.11.05	2,202.48	40%	D	0.00	-	-	2,202
Dell Computer System	28.8.06	955.00	40%	D	0.00	-	-	955
Brother Multifunction Printer	15.6.07	126.00	33%	D	0.00	-	-	126
Laptop	11.2.09	454.55	50%	D	0.00	-	-	455
Brother Coloured Printer	02.4.09	489.98	40%	D	0.00	-	-	490
HP Laptop System	10.9.2012	5,639.00	50%	D	0.00	2,115	3,524	2,115
		<u>43,749.65</u>				<u>5,634</u>	<u>20,104</u>	<u>23,646</u>
OFFICE FITOUT								
Office Furniture -Desks and Cabinets	27.07.11	7,082.90	20%	D	5,767.00	1,071	4,696	2,387
Power and Cabling	15.09.11	2,000.00	3%	P	1,960.00	50	1,910	90
		<u>9,082.90</u>			<u>\$ 7,727</u>	<u>\$ 1,121</u>	<u>\$ 6,606</u>	<u>\$ 2,477</u>

The accompanying notes form part of these financial statements. These statements should be read in conjunction with those notes.

WATTLE ACCOUNTING

Liability limited by a scheme approved under Professional Standards Legislation

Wattle Accounting Pty Ltd
As trustee for Wattle Accounting Family Trust
Director: Suzanne Hume CPA
GDipAcc, Registered Self Managed Super Fund
auditor, Registered Tax Agent

PO Box 9400
Middle Camberwell Vic 3124
Tel.: 9889 7459
Mob: 0411 445 718
wattleaccounting@gmail.com
ABN: 51 326 421 484

INDEPENDENT AUDITOR'S REPORT YEAR ENDED 30 JUNE 2013

To the members of Victorian Water Polo Inc. ABN 79 570 881 365

I have audited the accompanying financial report of Victorian Water Polo Inc., which comprises the Profit and Loss Statement for the year ended 30 June 2013, the Balance Sheet as at 30 June 2013, the statement of Cash Flow for the year then ended, Committee's Report, notes comprising a summary of significant accounting policies and other explanatory information.

The Committee's responsibility for the financial report

The Committee of Victorian Water Polo Inc. are responsible for the preparation of the financial report, and have determined that the basis of preparation described in Note 1 to the financial report is appropriate to meet the requirements of the constitution, Consumer Affairs Victoria, the *Associations Incorporation Reform Regulations 2012*, and the needs of the members. The Committee's responsibility also includes such internal control as the Committee determines is necessary to enable the preparation of a financial report that is free from material misstatement, whether due to fraud or error.

Auditor's responsibility

My responsibility is to express an opinion on the financial report based on our audit. I have conducted my audit in accordance with Australian auditing standards. Those standards require that I comply with relevant ethical requirements relating to audit engagements and plan and perform the audit to obtain reasonable assurance that the financial report is free from material misstatement.

An audit involves performing procedures to obtain audit evidence about the amounts and disclosures in the financial report. The procedures selected depend on the auditor's judgement, including the assessment of the risks of material misstatement of the financial report that presents fairly in order to design audit procedures that are appropriate in the circumstances, but not for the purpose of expressing an opinion on the effectiveness of the entity's internal control. An audit also includes evaluating the appropriateness of the accounting policies used and the reasonableness of accounting estimates made by the Committee as well as evaluating the overall presentation of the financial report.

I believe that the audit evidence I have obtained is sufficient and appropriate to provide a basis for our audit opinion.

Independence

In conducting my audit, I have complied with the independence requirements of the Australian professional accounting bodies.

Limitation of Audit Evidence


Since cash receipts form a part of the income of the organisation, it is very difficult to establish an internal control system capable of verifying the total income received by the organisation. Therefore there were no satisfactory audit procedures that we could perform to obtain reasonable assurance that all receipts were properly recorded. The scope of the audit has been limited to the income recorded in the accounting records, and deposited into the bank accounts of the organisation by employees and members.

Audit Opinion

In my opinion, the financial report of Victorian Water Polo Inc. presents fairly, in all material respects, the Victorian Water Polo Inc. financial position as at 30 June 2013, and of its financial performance and its cash flows for the year then ended on that date and complies with Australian accounting standards to the extent described in Note 1.

Basis of accounting and restriction on distribution

Without modifying my opinion, I draw attention to Note 1 to the financial report, which describes the basis of accounting. The financial report has been prepared for the purpose of fulfilling the Committee's financial reporting responsibilities under the requirements of the constitution, Consumer Affairs Victoria, and the *Associations Incorporation Reform Regulations 2012*. As a result, the financial report may not be suitable for another purpose.



.....
Suzanne Hume
Certified Practising Accountant
Dated this 3rd day of October 2013

AFFILIATED CLUBS AND REGISTRATIONS - 2012-2013

AFFILIATED CLUB	SENIOR MALE	SENIOR FEMALE	JUNIOR MALE	JUNIOR FEMALE	LIFE MEMBERS	TOTAL	PREV YEAR
Ajax Maccabi	18		23	1		42	31
Bairnsdale	3		1			4	4
Bendigo	12	6	10	13	1	42	38
DVE Aquatic	28	4	10	11		53	0
Essendon	23	17	13	31		84	82
Footscray	18	25	16	2	3	64	80
Geelong	19		12	4		35	29
La Trobe University	10	11		1		22	26
Latrobe Valley		1				1	1
Lauriston					1	1	1
Melbourne Collegians	88	13	132	72		305	224
Melbourne Surge	23		1			24	11
Melbourne University	45	25	10	6		86	72
Monash University	56	23	44	14		137	104
NYP Dragons	26	27	38	17		108	101
Old Melburnians	10		2			12	0
Old Xaverians	9					9	0
Richmond Tigers	47	19	102	41	4	213	170
Ringwood	21	1	2			24	23
St Catherine's		14				14	17
St Kevins Aquatic						0	13
Life Members (no Club)					12	12	12
TOTAL MEMBERS	456	186	416	213	21	1292	1044
# CLUBS	20						
Life Members (deceased)					17	17	17

RESULTS - WPV 2012 STATE CHAMPIONSHIPS

MENS STATE LEAGUE 1								
Teams	Pts	GD	Finals Results					
MC Titans	42	119	Major Semi	MC Titans	13	d	Richmond Tigers	5
Rich Tigers	34	31	Minor Semi	Footscray	8	d	MC Falcons	0
Footscray	33	58	Prelim Final	Rich Tigers	10	d	Footscray	17
MC Falcons	32	32	Grand Final	MC Titans	7	d	Footscray	8
NYP Dragons	27	-13						
Ovens & Murray	24	-77						
Monash Uni	18	-150	Best Player:	Jarrold Gilchrist	(Footscray)			25 votes
			Leading Scorer:	Scott Carpenter	(Rich Tigers)			66 goals

MENS STATE LEAGUE 2								
Teams	Pts	GD	Finals Results					
MC Blackballs	38	54	Major Semi	MC Blackballs	10	d	MC Eels	2
MC Eels	36	57	Minor Semi	Monash Uni	6	d	Richmond Tigers	8
Monash Uni	33	10	Prelim Final	MC Eels	8	d	Richmond Tigers	7
Richmond Tigers	30	-2	Grand Final	MC Blackballs	8	d	MC Eels	7
Melb Uni Blues	29	24						* Golden goal
Footscray	25	-45						
Melb Uni Black	16	-98	Best Player:	James Anderson	(Footscray)			12 votes
				John Wall	(MC Blackballs)			12 votes
				Ben Wright	(Monash Uni)			12 votes
			Leading Scorer:	David Orchard	(MC Blackballs)			28 goals

MENS STATE LEAGUE 3								
Teams	Pts	GD	Finals Results					
Rich Tigers	37	63	Major Semi	Rich Tigers	9	d	Rich MHSOB	3
Rich MHSOB	34	20	Minor Semi	Ajax	4	d	Melb Coll	3
Ajax	30	23	Prelim Final	Rich MHSOB	6	d	Ajax	8
Melb Coll	28	0	Grand Final	Rich Tigers	11	d	Ajax	4
Monash Uni	24	-5						
NYP Dragons	12	-101	Best Player:	Greig Richardson	(Richmond MHSOB)			31 votes
			Leading Scorer:	Greig Richardson	(Richmond MHSOB)			45 goals

MENS STATE LEAGUE 4								
Teams	Pts	GD	Finals Results					
DVE Aquatic	36	41	Major Semi	DVE AQ	8	d	Melb Coll	4
Melb Coll	31	54	Minor Semi	Old Melb	5	d	Essendon	13
Old Melburnians	27	-2	Prelim Final	Melb Coll	8	d	Essendon	5
Essendon	27	-12	Grand Final	DVE AQ	5	d	MC Coll	9
Latrobe Uni	24	-18						
Melb Uni	20	-63	Best Player:	Andrew Gilchrist	(DVE Aquatic)			27 Votes
			Leading Scorer:	Andrew Gilchrist	(DVE Aquatic)			38 Goals

RESULTS - WPV 2012 STATE CHAMPIONSHIPS

MENS STATE LEAGUE 5								
Teams	Pts	GD	Finals Results					
MC Blue	38	61	Major Semi	MC Blue	9	d	Rwood Pirates	6
Ringwood Pirates	37	51	Minor Semi	Melb Surge	2	d	DVE Blue	11
Melbourne Surge	33	32	Prelim Final	Rwood Pirates	7	d	DVE Blue	8
DVE Aquatic Blue	32	-1	Grand Final	MC Blue	2	d	DVE Blue	8
Rwood Buccaneers	31	30						
DVE Aquatic Green	30	10						
Essendon	28	9						
Monash Uni 6s	27	10						
NYP Dragons	25	-17	Best Player:	Michael Heil		(Ringwood Pirates)		34 votes
MC Gold	22	-43	Leading Scorer:	Michael Heil		(Ringwood Pirates)		67 goals
Ajax	18	-142						

JNR MEN (18 & Under)								
Teams	Pts *	GD	Finals Results					
MC Gold	33	68	Major Semi	MC Gold	7	d	Rich Black	10
Richmond Black	28	28	Minor Semi	Rich Yellow	5	d	MC Blue	9
Richmond Yellow	25	27	Prelim Final	MC Gold	13	d	MC Blue	3
MC Blue	24	28	Grand Final	Rich Black	6	d	MC Gold	10
NYP Dragons	16	-71						
Monash Uni	12	-80	Best Player:	Lachlan Edwards		(MC Blue)		14 votes
			Leading Scorer:	Lachlan Edwards		(MC Blue)		29 goals

* Competition reduced to 12 rounds to allow for VCE exams period

YOUTH BOYS (16 & Under)								
Teams	Pts	GD	Finals Results					
Richmond Yellow	38	75	Major Semi	Rich Yellow	4	d	MC Lions	10
MC Lions	35	89	Minor Semi	Rich Black	4	d	MC Gorillas	5
Richmond Black	33	78	Prelim Final	Rich Yellow	6	d	MC Gorillas	3
MC Gorillas	28	28	Grand Final	MC Lions	10	d	Rich Yellow	2
NYP Dragons	18	-100						
Monash Uni	12	-170						
			Best Player:	Connor Bloomcamp		(Richmond Black)		21 votes
			Leading Scorer:	Will Lovelock		(MC Lions)		40 goals

RESULTS - WPV 2012 STATE CHAMPIONSHIPS

WOMENS STATE LEAGUE 1								
Teams	Pts	GD	Finals Results					
Melb Coll	40	112	Major Semi	Melb Coll	14	d	Richmond	7
Richmond	36	42	Minor Semi	Footscray	10	d	NYP Dragons	9
Footscray	33	18	Prelim Final	Richmond	7	d	Footscray	12
NYP Dragons	30	-22	Grand Final	<i>Melb Coll</i>	11	d	Footscray	12
Ovens & Murray	27	-22						
Essendon	24	-43						
Monash Uni	16	-85	Best Player:	Nicole Redder	(Melb Coll)			21 votes
			Leading Scorer:	Leah Dodd	(Ovens & Murray)			47 goals

WOMENS STATE LEAGUE 2								
Teams	Pts	GD	Finals Results					
Melb Uni	41	85	Major Semi	Melb Uni	0	d	Melb Coll 18's	7
Melb Coll 18s	40	107	Minor Semi	NYP Dragons	6	d	Melb Coll	5
NYP Dragons	34	47	Prelim Final	Melb Uni	4	d	NYP Dragons	6
Melb Coll	34	17	Grand Final	Melb Coll 18's	2	d	NYP Dragons	3
St Cath's	32	26						
Monash Uni	28	-5						
Richmond	25	-16						
NYP Dragons 18's	25	-30						
La Trobe Uni	22	-43						
Footscray	19	-115						
Essendon	18	-73	Best Player:	Sarah Mander	(Melb Uni)			25 votes
			Leading Scorer:	Sarah Mander	(Melb Uni)			37 goals

WOMENS STATE LEAGUE 3								
Teams	Pts	GD	Finals Results					
Melb Uni	42	110	Major Semi	Melb Uni	14	d	NYP Dragons	2
NYP Dragons	32	45	Minor Semi	Essendon	10	d	Monash Uni	4
Essendon	24	-34	Prelim Final	NYP Dragons	10	d	Essendon	7
Monash Uni	13	-121	Grand Final	<i>Melb Uni</i>	7	d	NYP Dragons	8
			Best Player:	Lauren McLaverty	(NYP Dragons)			26 votes
			Leading Scorer:	Lauren McLaverty	(NYP Dragons)			34 goals

JNR WOMEN (18 & Under)			
Teams	Pts	GD	Finals Results
Teams merged into Women's State League 2 due to insufficient entries			

YOUTH GIRLS								
Teams	Pts	GD	Finals Results					
Mc Marlins	38	134	Major Semi	MC Marlins	4	d	Ess Black U16	11
Essendon Black	37	118	Minor Semi	Richmond U16	2	d	NYP Dragons 16s	1
Richmond	22	22	Prelim Final	MC Marlins U16	10	d	Richmond U16	2
NYP Dragons	25	-31	Grand Final	<i>Ess Black U16</i>	6	d	MC Marlins U16	7
DVE Aquatic	19	-104	Best Player: Grace Van Veenendaal (MC Marlins) 20 votes Leading Scorer: Grace Van Veenendaal (MC Marlins) 37 goals					
Essendon Red	16	-139						

RESULTS - VWPI 2013 WINTER COMPETITION

MENS STATE LEAGUE 1								
Teams	Pts	GD	Finals Results					
MC Titans	27	122	Grand Final	MC Titans	10	d	NYP Dragons	2
NYP Dragons	21	0						
MC Falcons	18	-15						
Rich Tigers	17	-11						
Monash Uni	14	-42						
Melbourne Uni	11	-54						

MENS STATE LEAGUE 2								
Teams	Pts	GD	Finals Results					
Rich Tigers	24	20	Grand Final	Richmond Tigers	4	d	MC Blackballs	7
MC Blackballs	23	39						
MC Makos	21	27						
Footscray	20	-14						
Monash Uni	19	3						
Rich Black	15	-33						
Melb Uni	11	-42						

MENS STATE LEAGUE 3								
Teams	Pts	GD	Finals Results					
Ajax	23	26	Grand Final	Ajax	2	d	Melb Collegians	4
Melb Coll	23	19						
Rich MHSOB	18	7						
NYP Dragons	18	3						
Monash Uni	14	-10						
Melb Uni	11	-45						

MENS STATE LEAGUE 4								
Teams	Pts	GD	Finals Results					
DVE Aquatic	25	61	Grand Final	DVE Aquatic	4	d	Old Melbournians	5
Old Melbournians	24	23						
Essendon	22	27						
LTU Eagles	15	-26						
Melb Uni	13	-85						

RESULTS - VWPI 2013 WINTER COMPETITION

MENS STATE LEAGUE 5 Division 1			
Teams	Pts	GD	Finals Results
Rwood Buccaneers	27	39	Grand Final Rwood Buccaneers 2 d Rwood Pirates 15
Rwood Pirates	23	61	
DVE Aquatic Green	21	9	
MC Blue	14	-22	
Melb Surge Black	12	-38	
DVE Aquatic Blue	11	-49	

MENS STATE LEAGUE 5 Division 2			
Teams	Pts	GD	Finals Results
Monash Uni 6s	25	30	Grand Final Monash Uni 6s 4 d Old Xavarians 5
Old Xavarians	22	28	
Essendon	21	14	
MC Gold	20	13	
NYP Dragons	20	5	
Ajax	20	-7	
Melb Uni Gropers	16	-10	
Melb Surge Gold	15	-29	
Monash Uni 5's	11	-44	

JNR MEN (18 & Under)			
Teams	Pts	GD	Finals Results
MC Blue	27	68	Grand Final MC Blue 10 d Richmond Tigers 6
Richmond Tigers	22	53	
MC Gold	19	14	
Monash Uni	14	-23	
Rich – Xavier	13	-39	
NYP Dragons	11	-73	

YOUTH BOYS (16 & Under)			
Teams	Pts	GD	Finals Results
MC Lions	27	101	Grand Final MC Lions 5 d Richmond Tigers 4
Rich Tigers	25	95	
MC Gorillas	21	28	
Ovens & Murray	19	21	
Rich Cubs	16	33	
NYP Dragons	13	-42	
Monash Uni	10	-57	
Ajax	8	-179	

RESULTS - VWPI 2013 WINTER COMPETITION

WOMENS STATE LEAGUE 1								
Teams	Pts	GD	Finals Results					
Melb Coll	25	30	Grand Final	Melb Coll	7	d	Essendon	6
Essendon	23	9						
NYP Dragons	22	17						
Monash Uni	15	-23						
Melb Uni	14	-33						

WOMENS STATE LEAGUE 2								
Teams	Pts	GD	Finals Results					
Melb Coll 18's	27	87	Grand Final	Melb Coll 18s	4	d	Richmond	2
Richmond	22	34						
NYP Dragons 18's	21	4						
Monash Uni	19	10						
Footscray	19	-4						
NYP Dragons	17	-12						
Essendon	17	-22						
Melb Uni	13	-40						
Melb Uni	12	-28						
Melb Coll St Caths	10	-29						

WOMENS STATE LEAGUE 3								
Teams	Pts	GD	Finals Results					
NYP Dragons	27	72	Grand Final	NYP Dragons	8	d	La Trobe Uni	4
LTU Eagles	23	35						
Essendon	18	-5						
DVE Aquatic	18	-6						
Monash Uni	13	-28						
Melb Uni	9	-68						

JNR WOMEN (18 & Under)							
Teams merged into Women's State League 2 due to insufficient entries							

YOUTH GIRLS (16 & Under)								
Teams	Pts	GD	Finals Results					
Ovens & Murray	25	82	Grand Final	Essendon Red	10	d	Ovens & Murray	6
Essendon Red	23	78						
Richmond	17	-18						
NYP Dragons	16	-37						
MC Marlins	15	-37						
Essendon Black	11	-68						

RESULTS - VWPI 2012-2013 SUB-JUNIOR COMPETITION

12/U Boys								
Teams	Pts	GD	Finals Results					
Footscray	36	77	Semi-finals	Footscray	8	d	Richmond Black	3
MC Clams	32	64		MC Clams	8	d	MC Mussels	4
MC Mussels	28	36	Grand Final	Richmond Black	4	d	MC Mussels	14
Richmond Black	23	15		Footscray	5	d	MC Clams	3
NYP Dragons	21	-16						
Monash Uni	13	-176						

12/U Mixed								
Teams	Pts	GD	Finals Results					
MC Barnacles	38	100	Semi-finals	MC Barnacles	3	d	NYP Dragons	1
Rich Yellow	26	3		Rich Yellow	8	d	Essendon	10
Essendon	20	-46	Grand Final	NYP Dragons	1	d	Rich Yellow	10
NYP Dragons	18	-57		MC Barnacles	11	d	Essendon	6

14/U Girls								
Teams	Pts	GD	Finals Results					
Essendon	39	107	Semi-finals	Richmond Black	11	d	MC Minnows	6
Richmond Black	35	54		Essendon	11	d	NYP Dragons	0
MC Minnows	29	0	Grand Final	NYP Dragons	0	d	MC Minnows	8
NYP Dragons	23	-46		Essendon	9	d	Rich Black	6
Richmond Yellow	17	-115						

14/U Boys - Blue								
Teams	Pts	GD	Finals Results					
MC Beavers	41	115	Semi-finals	MC Beavers	17	d	Monash	3
MC Otters	41	103		MC Otters	9	d	Rich Tigers	8
Rich Tigers	35	39	Grand Final	Monash	2	d	Rich Tigers	12
Monash	26	-141		MC Beavers	8	d	MC Otters	6
Richmond Cubs	22	-116						

14/U Boys - White								
Teams	Pts	GD	Finals Results					
MC Seals	43	77	Semi-finals	MC Seals	23	d	Rich Panthers	0
NYP Dragons	39	18		NYP Dragons	4	d	Rich Leopards	7
Rich Leopards	34	40	Grand Final	Rich Panthers	0	d	NYP Dragons	8
Rich Panthers	28	-44		MC Seals	13	d	Rich Leopards	1
Essendon	10	-91						

RESULTS - 2013 VICTORIAN JUNIOR CLUB CHAMPIONSHIPS Albury- Wodonga - February 2013

16/U Boys

	Melbourne Collegians	def	Richmond Tigers	5-3
MVP:	Luca Biviano		(Melbourne Collegians)	
MVP Goalkeeper:	Daniel Scott		(Northside Stingrays)	

16/U Girls

	Essendon	def	Albury Sharks	9-7
MVP:	Olivia Bahr		(Albury Sharks)	
MVP Goalkeeper:	Bridget Johnson		(Albury Sharks)	

14/U Boys

	Richmond Tigers	def	Albury Tigers	9-6
MVP:	Charlie Spargo		(Albury Tigers)	
MVP Goalkeeper:	Dominic Bertazzo		(Albury Tigers)	

14/U Girls

	Northside Stingrays	def	Albury Tigers	16-6
MVP:	Ella Waite & Katie Bruce		(Albury Tigers)	
MVP Goalkeeper:	Katie Mills		(Essendon)	

RESULTS - 2013 VICTORIAN COUNTRY CHAMPIONSHIPS Bendigo - February 2013

Men's Final:	Geelong	def	Northside	9-6
MVP	Shannon Gould		(Sharks)	

Women's Final:	Albury Sharks	def	Pool Pirates	14-3
MVP	Leah Dodd		(Sharks)	

REPRESENTATIVE PLAYERS & TEAMS 2012-2013

NATIONAL REPRESENTATIVES

NATIONAL SENIOR MENS TEAM

Olympic Games, London, July-August 2012

Sam McGregor, Referee: Daniel Flahive

European Tour - Croatia, Slovakia, Germany, Serbia, Spain, June-July 2013

Jarrold Gilchrist

FINA World Championships, Barcelona, July-August 2013

Jarrold Gilchrist, Referee: Daniel Flahive

NATIONAL JUNIOR MENS TEAM - born 93

FINA World Junior Championships, Szombathely, Hungary, August 2013

Gabriel Addley, Daniel Egan, Lachlan Edwards, Matthew Perrott, Garry Rydberg Team Manager

NATIONAL JUNIOR MENS TEAM - born 96

European Tour - Croatia, Germany and Hungary, August 2013

Chris Perrott, Will Lovelock (reserve)

NATIONAL SENIOR WOMENS TEAM

Olympic Games, London, July-August 2012

Victoria Brown, Rowena Webster, Dalibor Maslan. Asst Coach, Lynne Morrison, Manager

FINA World League Finals, Beijing, June 2013

Rowena Webster, Dalibor Maslan Asst Coach

FINA World Championships, Barcelona, July-August 2013

Victoria Brown, Rowena Webster, Dalibor Maslan. Asst Coach, Lynne Morrison, Manager

NATIONAL JUNIOR WOMENS TEAM— born 96

European Tour - to Netherlands, Germany, Greece, Hungary, August 2013

Emily McGowan, Madeleine Steere

NATIONAL JUNIOR WOMENS TEAM— born 95

United States of America Tour- August 2013

Katie Blunt

AUSTRALIAN UNIVERSITY TEAMS

Men:

World University Games, Kazan Russia, July 2013

Blake Edwards

VICTORIAN REPRESENTATIVES

NATIONAL LEAGUE: VICTORIAN TIGERS - MEN

Carl Zvekan, Ryan Moody, Blake Edwards, Luke Gavin, Anthony Edwards, Tim Hutton (import), Sam McGregor, Scott Carpenter (import), James Woods, Matt Perrott, Chris Perrott, Daniel Egan, Leo Hurley, Josh Barrington, Lachlan Edwards, Max Mellor, Matt Martin, Daniel Lawrence, James Stanton, Thomas Woudwyck

Result: Gold

NATIONAL LEAGUE: VICTORIAN TIGERS - WOMEN

Victoria Brown, Larissa Webster, Jade Hanson (c), Ali Van Ommen, Genevieve Venosta, Rowena Webster, Madison Morrison, Elise Rossato, Madeleine Steere, Katie Blunt, Charlotte White, Emily McGowan, Charlotte Banks, Ellie, Stott, Kerin Venter, Alex Cox, Bec Andrews, Emmajo Grahame

Result: 5th

20 & UNDER NATIONAL CHAMPIONSHIPS, Sydney, January 2013

JNR MEN:

Gabriel Addley, Matt Perrott, Chris Perrott, Leo Hurley, Josh Barrington, Lachlan Edwards, Daniel Egan, Milan Stojkovic, Lloyd Tarrant, Will Lovelock, George van Veenendaal, Max Mellor, Toby Bannon

Result: Bronze

JNR WOMEN

Katie Blunt, Alison McLaverty, Cassandra Sidley, Alexandra Steere, Madeleine Steere, Emily McGowan, Charlotte White, Ellie Stott, Kerin Venter, Alec Cox, Isabella Robinson, Rebecca Andrews

Result: 6th

EAST COAST CHALLENGE, Sydney, July 2013

BOYS:

VIC Blue:

Jack Bland, Aaron Campbell, Henry Clark, Lachie Dowding, Cade Logan, Aiden May, Harry Molnar, Will Paynter, James Scorgie, Hugo Stephenson, Sanjay Van De Pol, Jordan Wall, Sebastian Young

Result: 6th

VIC White:

Daniel Blunt, Will Delios, Hamish Gordon, Mitch Hallam, Alex Le Maistre, Jack Lucas, Jeremy Ly, Ryan Menz, Harrison Mitchell, Tom Post, Rhys Remington, Lachie Small, Jai Smith

Result: 7th

GIRLS

Jorja-Shae Baker, Cara Biviano, Annabelle Doquile, Mietta Mellor, Jaime McKee, Katie Mills, Lily Pridham, Saskia Richardson, Natalia Scally, Alex Scorgie, Bianca Turville, Bronte Veitch, Paris Wright

Result: 5th

AUSTRALIAN SCHOOLS CHAMPIONSHIPS, Perth, June 2013

BOYS:

Jordan Stojevski, Kinsey Reeves, Will Lovelock, Toby Bannon, Chris Perrott, Lachlan Edwards, Daniel Hand, Fraser Allen, George Van Veenendaal, Max Mellor, Hamish Morris, Manuel Huertas, Connor Bloomcamp

Result: 4th

GIRLS

Katie Blunt, Lauren Bastone, Isabella Grooby, Tess Price, Grace Van Veenendaal, Emily McGowan, Monika Scally, Charlotte Brooking, Hannah Dawson, Anni O'Donnell, Amelia James, Millie Pullybank, Phoebe Braden

Result: 5th

Water Polo Victoria – Australian Olympians

2012	London	Sam Mcgregor (Capt), Victoria Brown, Rowena Webster, John Fox (Men's Head Coach), Dalibor Maslan (Women's Asst Coach), Lyn Morrison (Team Manager), Danny Flahive (Referee)
2008	Beijing	Jeanette Gunn (Manager)
2004	Athens	Jo Fox, Jeanette Gunn (Manager)
2000	Sydney	Jo Fox, Jeanette Gunn (Manager)
1996	Atlanta	Did not qualify
1992	Barcelona	John Fox, Simon Asher, A. Wightman, R. Mayers
1988	Seoul	John Fox, Simon Asher, A. Wightman
1984	Los Angeles	R. Basser
1980	Moscow	No Victorian Representatives
1976	Montreal	Ian Mills, Rod Woods
1972	Munich	Leon Weigard, W. Tilley, R. Menzies, R. Wooton (Coach)
1968	Mexico	No Australian Entry
1964	Tokyo	Ian Mills, M. Withers, Leon Weigard
1960	Rome	John O'Brien, G. Sherman, M. Withers, Keith Weigard
1956	Melbourne	W. Orchard, P. Bennett, John O'Brien, J. Foster, W. McCabe, J. Farrell, C. French (Manager), S. Thompson (Referee)
1952	Helsinki	P. Bennett (Capt), J. Foster, M. Hastie, J. O'Doherty, W. Orchard, F. French (Manager)
1948	London	A. Burge, L. McKay, C. French

Australian Representatives – Men

2013	Jarrold Gilchrist, David Flahive (Referee)
2012	Sam McGregor, Daniel Flahive (Referee)
2011	Sam McGregor, Blake Edwards, Daniel Flahive (Referee)
2010	Jarrold Gilchrist, Sam McGregor, Daniel Flahive (Referee)
2009	Jarrold Gilchrist, Stephen Lewis, Peter Smith (Asst Coach)
2008	Ryan Moody
2007	Luke Gavin, Ryan Moody
2006	Luke Gavin, Ryan Moody
2005	Luke Gavin
2004	Ryan Moody
2003	Ryan Moody, A. Gott, Luke Gavin, Michael McNeil (Referee)
2002	Ryan Moody, J. Smyth, A. Gott
2001	Ryan Moody, J. Smyth
2000	Ryan Moody
1998	Eddie Dennis, J. Smyth
1997	Eddie Dennis, John Fox (Captain)
1996	Eddie Dennis John Fox (Captain)
1995	Simon Asher, Eddie Dennis
1994	Simon Asher, Eddie Dennis
1993	John Fox, A. Wightman, Simon Asher, R. Mayers, I. McInnes
1992	John Fox, A. Wightman, Simon Asher, R. Mayers, I. McInnes
1991	John Fox, A. Wightman, Simon Asher , M. Callaghan R. Mayers, I. McInnes
1990	John Fox, A. Wightman, Simon Asher, Mark Grooby M. Callaghan, R. Mayers, I. McInnes
1989	John Fox, A. Wightman, ,Simon Asher, I. McInnes
1988	John Fox, A. Wightman, Simon Asher
1987	John Fox, A. Wightman, Mark Grooby
1986	John Fox, A. Wightman, R. Bassar, M. Callaghan, I. McInnes
1985	John Fox, A. Wightman
1984	Russell Bassar
1983	Russell Bassar
1982	Russell Bassar
1980	Ross Langdon
1979	Barry Grant, Rod Woods, Robert Edwards
1978	R. Edwards
1977	Ian Mills, Rod Woods, R. Edwards
1976	Ian Mills, Rod Woods
1975	Ian Mills, A. Harrison, R. Wooton (Coach), Keith Weigard (Manager)
1973	Ian Mills, A. Harrison, W. Tilley, R. Wooton (Coach)
1972	Leon Weigard (V-Capt). W. Tilley, R. Menzies, R. Wooton (Coach), Keith Weigard(Manager)
1967	Ian Mills, W. Tilley, N. Harrington, A. Harrison
1965	Ian Mills, Leon Weigard, M. Withers

1960	G. Sherman, M. Withers, Keith Weigard , John O'Brien (Capt)
1951	W. Orchard, R. McKinder, J. O'Doherty, R. McLaren
1950	P. Bennett, C. French, M. Hastie, L. McKay
1938	R. Bennett, E. Lynott, L. Uren (Coach)

Australian Representatives – Women

2013	Rowena Webster, Lynne Morrison, Dalibor Maslan (Asst Coach)
2012	Victoria Brown, Rowena Webster, Lynne Morrison, Dalibor Maslan (Asst Coach)
2011	Victoria Brown, Rowena Webster, Lynne Morrison, Greig Richardson (Asst Coach), Dalibor Maslan (Asst Coach)
2010	Victoria Brown, Rowena Webster, Greig Richardson (Asst Coach),
2009	Victoria Brown, Larissa Webster, Rowena Webster, Daniel Flahive (Referee)
2008	Jeanette Gunn (Manager)
2007	Victoria Brown, Larissa Webster, Rowena Webster, Jeanette Gunn (Manager)
2006	Victoria Brown, Larissa Webster, Rowena Webster, Jeanette Gunn (Manager)
2005	Victoria Brown, Rowena Webster
2004	Jo Fox, Jeanette Gunn (Manager)
2003	Jo Fox, Jeanette Gunn (Manager)
2002	Jo Fox, Jeanette Gunn (Manager)
2001	Jo Fox, Jeanette Gunn (Manager)
2000	Jo Fox, Jeanette Gunn (Manager)
1999	Jo Fox, Jeanette Gunn (Manager)
1998	M. Colquhoun, Jo Fox, Jeanette Gunn (Manager)
1997	Marni Colquhoun, Jo Fox, Rebecca Jaguers, Jeanette Gunn (Manager)
1996	Jeanette Gunn (Manager)
1995	Rebecca Foxtton, Jeanette Gunn (Manager)
1994	Lisa Copeland, Rebecca Foxtton
1993	Lisa Copeland, Rebecca Foxtton, B. Brookes (Asst Coach)
1992	Lisa Copeland
1991	Lisa Copeland, Kaye Copeland (Trainer)
1990	Lisa Copeland, V. Laing, Robyn Wallace, K. Copeland (Trainer)
1989	Lisa Copeland, V. Laing, Leanne Barnes (Manager), Kaye Copeland (Trainer)
1988	Lisa Copeland, Vicki Laing, Kaye Copeland (Trainer)
1987	Lisa Copeland, Kaye Copeland (Trainer)
1986	Lynne Morrison (nee Copeland), Leanne Keen (nee Barnes - Manager), Kaye Copeland (Trainer)
1985	Lisa Copeland, Donna Rea, Kaye Copeland (Trainer)
1984	Lisa Copeland, Kaye Copeland (Trainer)
1983	Leanne Keen (nee Barnes - Manager)
1982	Leanne Keen (nee Barnes), Lisa Copeland
1981	Barbara Simpson

1980	Leanne Keen (nee Barnes), Elsa Thompson (Manager)
1979	Leanne Keen (nee Barnes)
1978	Leanne Barnes, Lynne Copeland, F. Grant, G. Lord
1977	Carol Angland, Lynne Copeland, F. Grant
1976	Carol Angland (Capt), Lynne Copeland, Gayle Lord, Fay Grant

Australian Representatives – Age Based Teams

	JUNIOR MEN		JUNIOR WOMEN
2013	Gabriel Addley, Matthew Perrott, Lachlan Edwards, Daniel Egan, Gary Rydberg (Manager)		Emily McGowen, Madeleine Steere
2012	Gabriel Addley, Matthew Perrott, Lachlan Edwards, Daniel Egan, Gary Rydberg (Manager)	2012	Maddie Morrison
2011	Blake Edwards, Garry Rydberg (Manager)	2011	Emmajo Grahame, Genevieve Venosta
2010	Blake Edwards, Garry Rydberg (Manager)		Emmajo Grahame
2009	Blake Edwards, Jarrod Gilchrist, Garry Rydberg (Manager)	2009	Madison Morrison, Emmajo Grahame, Genevieve Venosta, Greig Richardson (Coach),
2008	Jarrod Gilchrist, Carl Zvekan	2008	Elise Rossato
2007	Fraser Bunn, Stephen Lewis, Pete Smith (Asst Coach)	2007	Rowena Webster
2006	Fraser Bunn, Stephen Lewis, Pete Smith (Asst Coach)	2006	Rowena Webster
2005		2005	Victoria Brown, Rowena Webster
2004	Allan Phillips (Manager)	2004	Victoria Brown
2003	Luke Gavin, Chris Gronow		
2002	Luke Gavin, Chris Gronow		
2001	John Thompson, Luke Gavin		
2000	John Thompson, Luke Gavin	2000	R. Jageurs
		1999	Jo Fox, R. Jageurs
1998	A. Gott, J. Knight, John Thompson	1998	Jo Fox, R. Jageurs
1997	J. Smyth, N. May, A. Gott	1997	Jo Fox
1996	J. Smyth, N. May, R. Moodie	1996	Jo Fox
1995	N. May	1995	Jo Fox
1991	M. Wightman, R. Heuston, A. Suttle, J. Muspratt (Coach)	1991	Fiona Ollquist, M.Colquhoun Alison Pheiffer
1990	M. Wightman	1990	F. Ollquist, R. Wallace Melanie Coffey, Marni Colquhoun
1989	M. Wolczko		
1988	M. Wightman		
1982	A. Wightman		
1979	R. Stockman		
1978	G. Sweeney		
1977	Simon Asher, A. Coffey A. Wightman, M. Wightman N. Yiannakoudakis		

Australian Representatives – Age Based Teams....cont'd

	YOUTH BOYS		YOUTH GIRLS
2013	Chris Perrott, Will Lovelock (Reserve)	2013	Katie Blunt
2012	Lachlan Edwards	2012	Madeleine Steere
2011	John Barrington, Lloyd Tarrant, Matthew Perrott	2011	
2010	Gabriel Addley, Daniel Egan, Matthew Perrott, Dalibor Maslan (Coach)	2010	Kassandra Sidley, Madeleine Steere, Amy Wilson
2008	Blake Edwards	2008	Greig Richardson (Coach)
2007	Jeff Disken, Jarrod Gilchrist, Matt Gronow, Carl Zvekan	2007	
2006	Jeff Disken, Kane Smith, Carl Zvekan	2006	
2005	Stephen Lewis, Michael Weiner (Manager)	2005	Elise Rossato, Hayley Morrison
2004	Stephen Lewis, Fraser Bunn	2004	Rowena Webster
2003	Nicola Josevski, Allan Phillips (Manager)		
2002	Michael Bridgeman		
2001	Chris Gronow, Greig Richardson (Coach)		
1999	John Thompson		
1986	M. Wightman		
1985	Simon Asher, A. Wightman, A. Coffey, C. Stewart, R. Ward		
1984	Simon Asher, A. Wightman, A. Coffey		
1983	Simon Asher, I. McInnes, A. Wightman		
1981	D. Flahive		
1980	C. Fenech, A. Fenech, P. Whittaker, A. Wilson		
1978	C. Fenech		
1977	P. Smith		
1976	N. Boyle		

Australian Representatives – University Teams

	MEN		WOMEN
2013	Blake Edwards	2013	
2012	James Edwards	2012	
2011	James Woods	2011	Madison Morrison
2009	Jarrold Gilchrist	2009	Victoria Brown, Elise Rossato, Rowena Webster, Allison van Ommen
2008	Chris Gronow, Anthony Edwards	2008	
2007	Luke Gavin, Chris Gronow, Nicola Josevski	2007	
2006	Luke Gavin, Chris Gronow, Nicola Josevski	2006	
2005	Marcus Corr, Chris Gronow	2005	
2004	John Thompson	2004	R Jageurs

Australian Representatives – Schools Team

	BOYS		GIRLS
2012		2012	Kate Blunt
2011	Gabriel Addley, Josh Barrington, Daniel Egan, Matt Perrott	2011	
2010	Gabriel Addley, Josh Barrington, Daniel Egan, Matt Perrott		Amber Grahame, Jo Ryn Tan
2009	Oliver Booth, Blake Edwards, Daniel Egan, Jamie Ogilvie-Lee	2009	
2008	Jarrold Gilchrist, Carl Zvekan, Blake Edwards, Jamie Ogilvie-Lee	2008	Emma Jo Grahame, Maddie Morrison
2007	Jeff Disken, Jarrold Gilchrist, Matt Gronow, Carl Zvekan	2007	Maddie Morrison
2006	Jeff Disken, Jarrold Gilchrist, Carl Zvekan	2006	
		2005	Rowena Webster, Hayley Morrison

Association Officials

	PRESIDENT	CHAIRMAN	SECRETARY	TREASURER
1927	H.A. Bennett	A. Fawcett	E. Hurren	E. Hurren
1928	H.A. Bennett	A. Fawcett	E. Hurren	A.P. Johnson
1929	H.A. Bennett	A. Fawcett	E. Hurren	A.P. Johnson
1930	H.A. Bennett	A. Fawcett	E. Hurren	DCB Jack
1931	H.A. Bennett	A. Fawcett	E. Hurren	DCB Jack
1932	H.A. Bennett	A. Fawcett	LM Phillips	DCB Jack
1933	H.A. Bennett	L.P. Uren	LM Phillips	S. Stoneman
1934	H.A. Bennett	L.P. Uren	LM Phillips	S. Stoneman
1935	H.A. Bennett	L.P. Uren	LM Phillips	H. Blake
1936	H.A. Bennett	L.P. Uren	LM Phillips	H. Blake
1937	H.A. Bennett	L.P. Uren	LM Phillips	H. Blake
1938	H.A. Bennett	L.P. Uren	LM Phillips	H. Blake
1939	H.A. Bennett	L.P. Uren	LM Phillips	H. Blake
1940	H.A. Bennett	L.P. Uren	LM Phillips	D. Davies
1941	H.A. Bennett	L.P. Uren	E.F. Lynot	D. Davies
1942	H.A. Bennett	L.P. Uren	E.F. Lynot	D. Davies
War time Recess				
1946	H.A. Bennett	L.P. Uren	E.F. Lynot	T.J. Basto
1947	H.A. Bennett	L.P. Uren	E.F. Lynot	T.L. Deane
1948	H.A. Bennett	L.P. Uren	E.F. Lynot	L. Deane
1949	H.A. Bennett	L.P. Uren	E.F. Lynot	J. Morgan
1950	H.A. Bennett	L.P. Uren	L.J. Deane	R.V. Griffin
1951	H.A. Bennett	L.P. Uren	J. Deane	R.V. Griffin
1952	H.A. Bennett	W. Williams	B. Lovelock	J. Morgan
1953	H.A. Bennett	L.M. Phillips	B. Lovelock	J. Morgan
1954	H.A. Bennett	L.M. Phillips	B. Lovelock	M. Hastie
1955	H.A. Bennett	L.M. Phillips	B. Lovelock	M. Hastie
1956	H.A. Bennett	L.M. Phillips	E. Flannery	M. Millie
1957	H.A. Bennett	L.M. Phillips	E. Flannery	M. Millie
1958	H.A. Bennett	L.M. Phillips	E. Flannery	M. Millie
1959	H.A. Bennett	L.M. Phillips	D.J. Watkins	R.L. Quarry
1960	H.A. Bennett	L.M. Phillips	D.J. Watkins	R.L. Quarry
1961	H.A. Bennett (d	L.M. Phillips	D.J. Watkins	R.L. Quarry
	L. Uren			
1962	L.P. Uren	L.M. Phillips	D.J. Watkins	Z. Uermoesy
1963	L.P. Uren	L.M. Phillips	L.S. Brownell	Z. Uermoesy
1964	L.M. Phillips	R.L. Quarry	A. Hetvey	Z. Uermoesy
1965	L.M. Phillips	P.L. Quarry	W.G. Thompson	L. Waddington
1966	L.M. Phillips	H. Blake	W.G. Thompson	A. Causer
1967	L.M. Phillips	H. Blake	W.G. Thompson	A. Causer
1968	L.M. Phillips	H. Blake	L.A. Weigard	G. Sherman
1969	L.M. Phillips	R.L. Quarry	K. Hampson	J. Harrison
1970	L.M. Phillips	R.L. Quarry	K. Hampson	J. Harrison
1971	K. Weigard	R.L. Quarry	K. McBean	J. Harrison
1972	K. Weigard	R.L. Quarry	K. McBean	J. Van Delft
1973	K. Weigard	R.L. Quarry	K. McBean	J. Van Delft
1974	H. Quittner	M. Williams	K. McBean	J. Van Delft
1975	H. Quittner	R.L. Quarry	K. McBean	J. Van Delft
1976	H. Quittner	R.L. Quarry	H.W. Comerford	J. Van Delft
1977	H. Quittner	R.L. Quarry	H.W. Comerford	J. Van Delft
1978	R. Sinclair	J. Feehan	H.W. Comerford	M. Allen
1979	R. Sinclair	J. Feehan	H.W. Comerford	M. Allen
1980	H. Quittner	J. Feehan	H.W. Comerford	M. Allen
1981	H. Quittner	J. Feehan	H.W. Comerford	M. Allen
1982	H. Quittner	J. Feehan	H.W. Comerford	M. Allen

Association Officials *(continued)*

	PRESIDENT	CHAIRMAN	SECRETARY	TREASURER
1983	H. Quittner	J. Feehan	H.W. Comerford	M. Allen
1984	H. Quittner	J. Gibson	G. Fenton	M. Allen
1985	W. Bloomcamp	C. Kovess	H.W. Comerford	M. Allen
1986	W. Bloomcamp	C. Kovess	H.W. Comerford	M. Allen
1987	W. Bloomcamp	C. Kovess	H.W. Comerford	M. Allen
1988	W. Bloomcamp	C. Kovess	H.W. Comerford	M. Allen
1989	W. Bloomcamp	C. Angland	H.W. Comerford	M. Allen
1990	I. Mills	C. Angland	H.W. Comerford	M. Allen
	PRESIDENT	V. PRESIDENT	SECRETARY	FINANCE DIRECTOR
1991	I. Mills	B. Cook	H.W. Comerford	M. Allen
1992	J. Barrow	B. Cook	H.W. Comerford	M. Allen
1993	J. Barrow	B. Cook	S. Danne	M. Allen
1994	J. Barrow	B. Brooks	K. Copeland	M. Allen/P. Fleiszig
1995	J. Barrow	V.A. Ryan	K. Copeland	P. Fleiszig
1996	V.A. Ryan	K.L. Copeland	F. Michaux	J. Van Delft
1997	V.A. Ryan	J. Thompson	B. Thelander	J. Van Delft
1998	P. Lacey	M. Ford	B. Thelander	J. Van Delft/N. Strang
1999	P. Lacey	M. Ford	B. Thelander	N. Strang
2000	P. Lacey	M. Ford	M. Webster	J. Gallo
2001	P. Lacey	M. Ford	M. Webster	J. Gallo
2002	M. Grooby	A. Chard	S. Mason	A. Phillips
2003	M. Grooby	R. Gronow		D. Spoor
2004	R. Gronow	P. Smith	M. Webster	
2005	R. Gronow	P. Smith	M. Webster	
2006	R. Gronow	M. Weiner	D. McClafferty	L. Baldwin
2007	R. Gronow	M. Weiner	D. McClafferty	
2008	R. Gronow	D. McClafferty	A. Sides	W. Watts (part year)
2009	R. Gronow	M. Corr	A. Sides	S. Wallace-Smith / W. Watts
2010	A. Sides	M. Corr	M. De Luca	S. Wallace-Smith
2011	J. Perrott	M. Corr	M. De Luca	S. Wallace-Smith
2012	J. Perrott	G. Piper	B. Wee	S. Wallace-Smith

Life Members

	All	Flahive	L	Small	R
Angland	C	French	C*	Thompson	E*
Barfoot	R*	Gunn	J	Thompson	S*
Barrow	J	Hurran	E*	Thompson	W G*
Bennett	R	Lynott	E*	Uren	L*
Blake	H*	Mills	I	Vanderfeen	A
Campbell	P	Morrison	L	Watkins	D
Cassidy	G*	O'Brien	J	Weigard	K*
Comerford	H W	Phillips	L*	Wilson	J*
Cook	B	Quarry	R	Weigard	L
Copeland	G	Quittner	H	Wootton	R*
Donovan	E	Richardson	G	Young	L*

* Deceased